

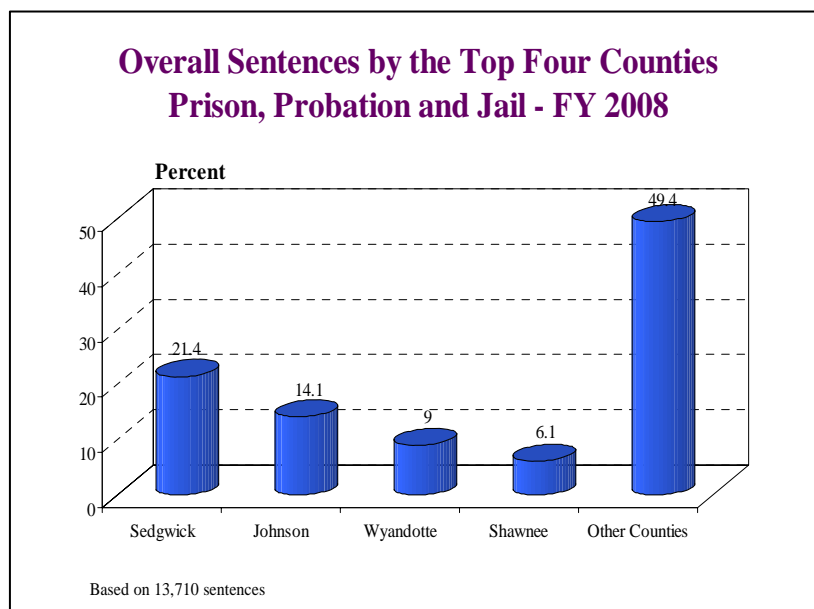
## APPENDIX I

### SENTENCES FROM THE TOP FOUR COUNTIES

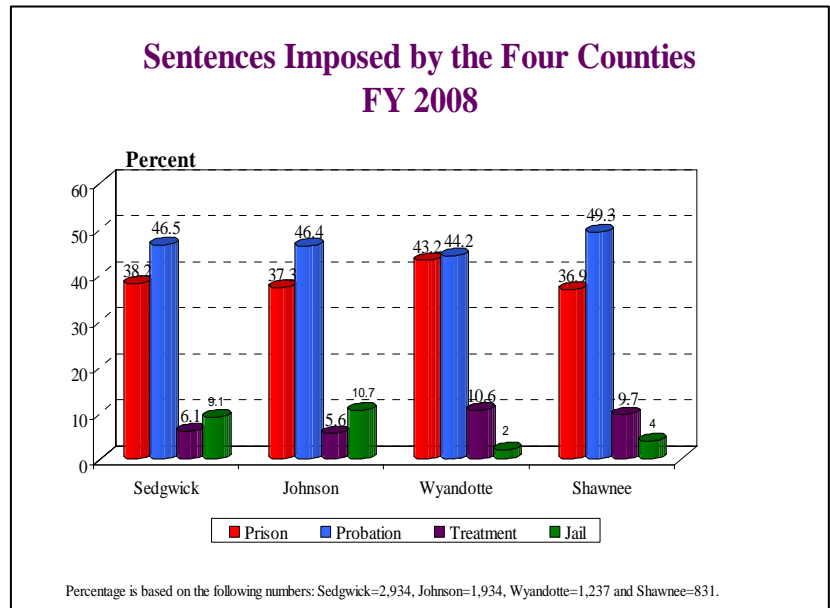
Sentences utilized for analyses in this section include incarceration, probation and county jail sentences submitted to the Commission during FY 2008. The Analysis on the sentences indicates that Sedgwick, Johnson, Wyandotte and Shawnee counties remained the top four counties, whose sentences imposed accounted for 50.6% of the total state sentences. This percentage is very close to that of FY 2007. Sedgwick continued to be the top-committing county followed by Johnson, Wyandotte and Shawnee counties, which is consistent with

the distributions of previous years. In comparison with the sentencing data of FY 2007, no significant changes were identified in the percentages of sentences from the four counties. Sentences from Sedgwick County and Johnson County increased by 0.7% and 0.4% respectively, while sentences from Wyandotte County and Shawnee County decreased by 0.3% and 0.7% respectively. The following figures and tables display the characteristics of offenses and offenders from the four counties in FY 2008.

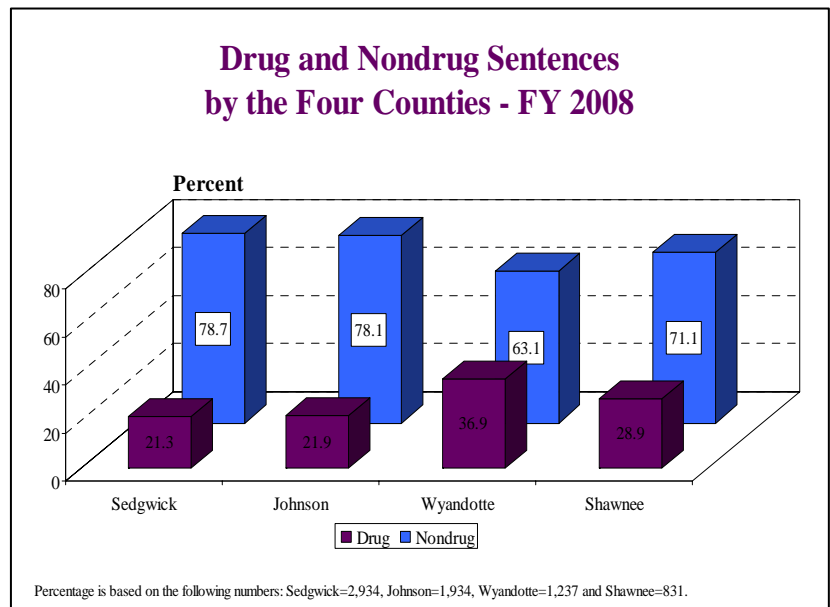
Sedgwick, Johnson, Wyandotte and Shawnee Counties were the top four committing counties with sentencing events accounting for 50.6% of the total state sentences imposed in FY 2008, an increase of 0.1% over that of FY 2007 (50.5%).



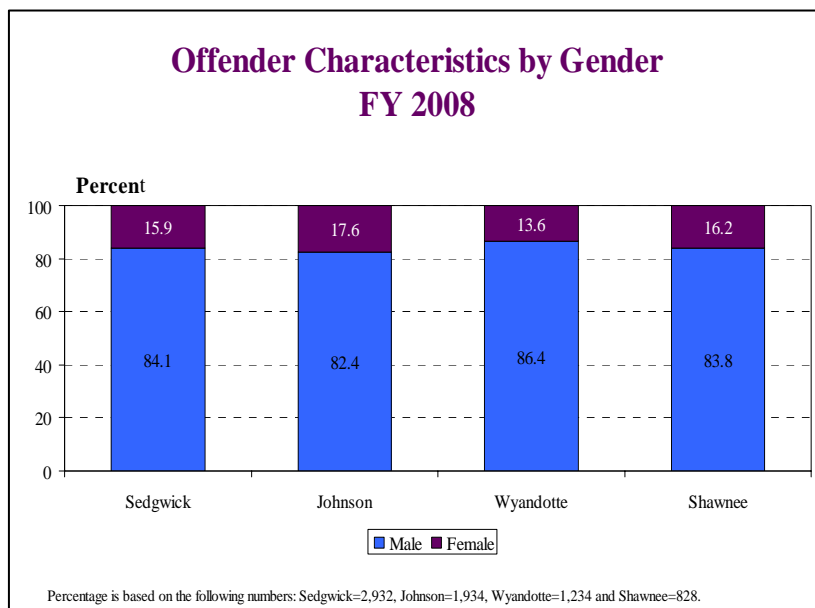
Wyandotte County imposed the higher percentage of prison sentences (43.2%) than the other three counties, while the highest rate of probation sentences was identified in Shawnee County (49.3%). Wyandotte County also imposed the highest rate of Senate Bill 123 drug treatment sentences (10.6%) among the four counties. The highest percentage of county jail sentences was found in Johnson County (10.7%).



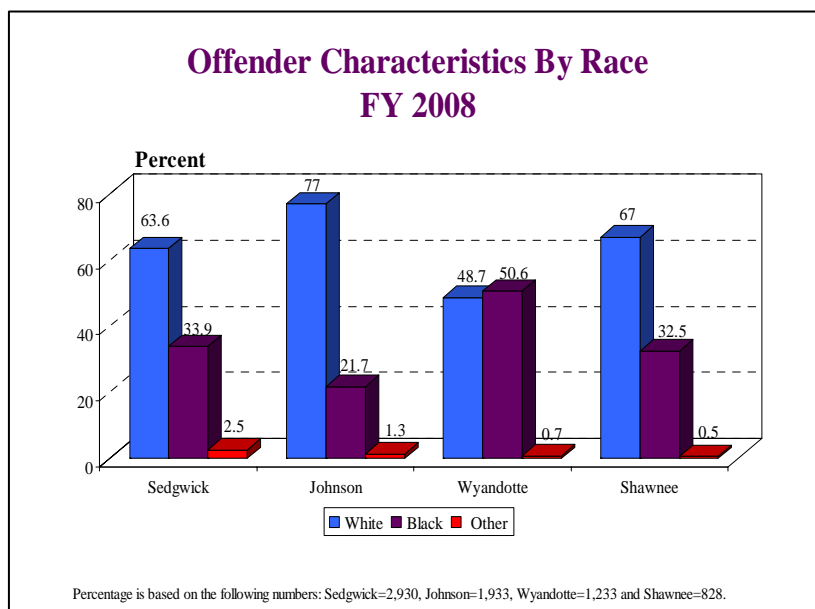
The examination of sentences imposed by types of drug and nondrug discloses that Wyandotte County represented the highest percentage of drug sentences (36.9%), while Sedgwick County imposed the largest proportion of nondrug sentences (78.7%) among the four counties.



In terms of gender of offenders, Johnson County represented the highest percentage of female offenders (17.6%), while Wyandotte County reported the highest rate of male offenders (86.4%).



Racial analysis on offenders reveals that Johnson County reported more white offenders (77%), while Wyandotte County reported more black offenders (50.6%) than the other three counties respectively, which remained constant as compared to FY 2007.



**FY 2008 Sentences from the Four Counties by Severity Level  
Prison, Probation and County Jail Sentences**

Severity Level	Sedgwick		Johnson		Wyandotte		Shawnee	
	N	%	N	%	N	%	N	%
D1	18	0.6	8	0.4	0	0.0	6	0.7
D2	35	1.2	4	0.2	3	0.2	7	0.8
D3	137	4.7	123	6.4	83	6.7	63	7.6
D4	435	14.8	289	14.9	370	29.9	164	19.7
N1	24	0.8	11	0.6	13	1.1	16	1.9
N2	14	0.5	5	0.3	9	0.7	5	0.6
N3	129	4.4	62	3.2	75	6.1	27	3.2
N4	29	1.0	11	0.6	22	1.8	14	1.7
N5	247	8.4	97	5.0	78	6.3	53	6.4
N6	42	1.4	17	0.9	21	1.7	10	1.2
N7	453	15.4	176	9.1	152	12.3	100	12.0
N8	327	11.1	158	8.2	62	5.0	69	8.3
N9	503	17.1	345	17.8	174	14.1	177	21.3
N10	42	1.4	262	13.5	102	8.2	21	2.5
Nongrid	470	16.0	362	18.7	64	5.2	93	11.2
Offgrid	29	1.0	4	0.2	9	0.7	6	0.7
<b>Total</b>	<b>2,934</b>	<b>100.0</b>	<b>1,934</b>	<b>100.0</b>	<b>1,237</b>	<b>100.0</b>	<b>831</b>	<b>100.0</b>

---

**FY 2008 Top Ten Offenses Committed by Offenders in the Four Counties – 1**

Offense Type	Sedgwick County		Offense Type	Johnson County	
	N	%		N	%
Drugs	625	21.3	Drugs	424	21.9
DUI	451	15.4	DUI	354	18.3
Theft	226	7.7	Theft	249	12.9
Burglary	222	7.6	Burglary	113	5.8
Aggravated Battery	219	7.5	Identity Theft	87	4.5
Forgery	183	6.2	Aggravated Battery	85	4.4
Fleeing or Eluding LEO	97	3.3	Forgery	83	4.3
Criminal Threat	89	3.0	Criminal Threat	55	2.8
Aggravated Assault	85	2.9	Nonsupport of a Child or Spouse	49	2.5
Robbery	84	2.9	Aggravated Assault	42	2.2
<b>Total</b>	<b>2,281</b>	<b>77.8</b>	<b>Total</b>	<b>1,541</b>	<b>79.6</b>

**FY 2008 Top Ten Offenses Committed by Offenders in the Four Counties – 2**

Offense Type	Wyandotte County		Offense Type	Shawnee County	
	N	%		N	%
Drugs	456	36.9	Drugs	240	28.9
Burglary	98	7.9	DUI	89	10.7
Theft	76	6.1	Theft	82	9.9
Fleeing or Eluding LEO	70	5.7	Burglary	80	9.6
DUI	64	5.2	Aggravated Battery	40	4.8
Aggravated Battery	60	4.9	Forgery	40	4.8
Robbery	52	4.2	Fleeing or Eluding LEO	27	3.2
Aggravated Robbery	44	3.6	Robbery	26	3.1
Aggravated Assault	43	3.5	Aggravated Robbery	21	2.5
Forgery	37	3.0	Aggravated Assault	18	2.2
<b>Total</b>	<b>1,000</b>	<b>81.0</b>	<b>Total</b>	<b>663</b>	<b>79.7</b>